

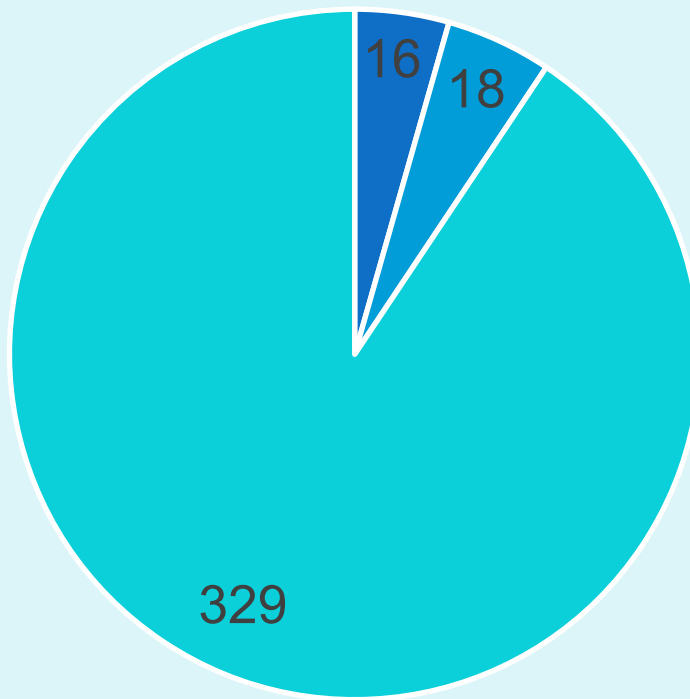


Something's Fishy With Yellowtail Snapper



Respondents

Responses by Sector



■ Commercial ■ For-Hire ■ Private

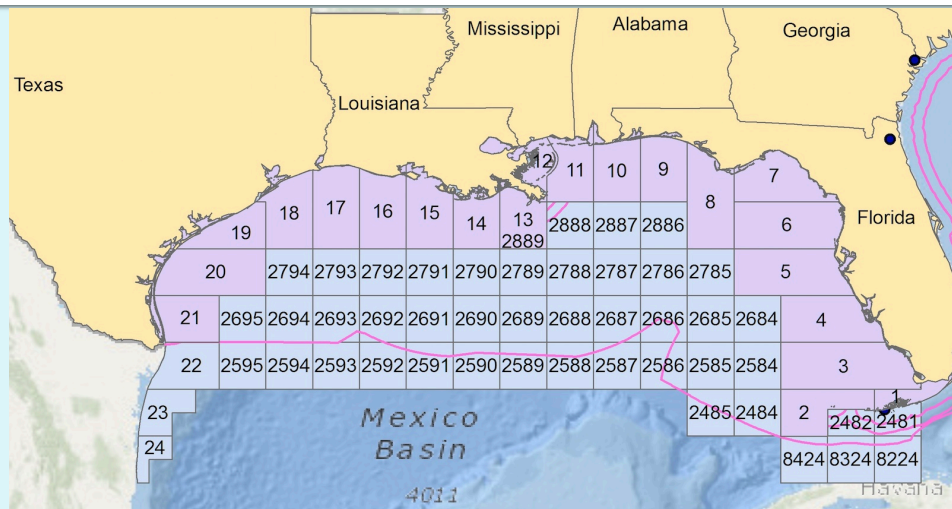
364 Responses

Solicited Via:

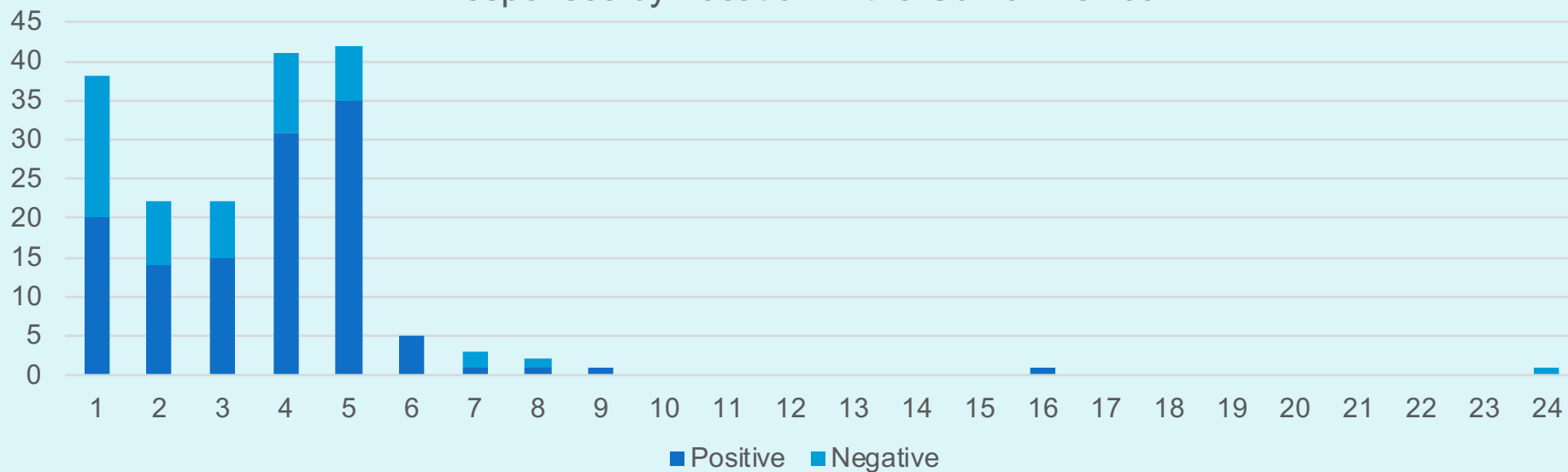
- Council Press Release
- Facebook
- Agency Networking
 - (FWC Repost)



Location: Gulf of Mexico



Responses by Location in the Gulf of Mexico

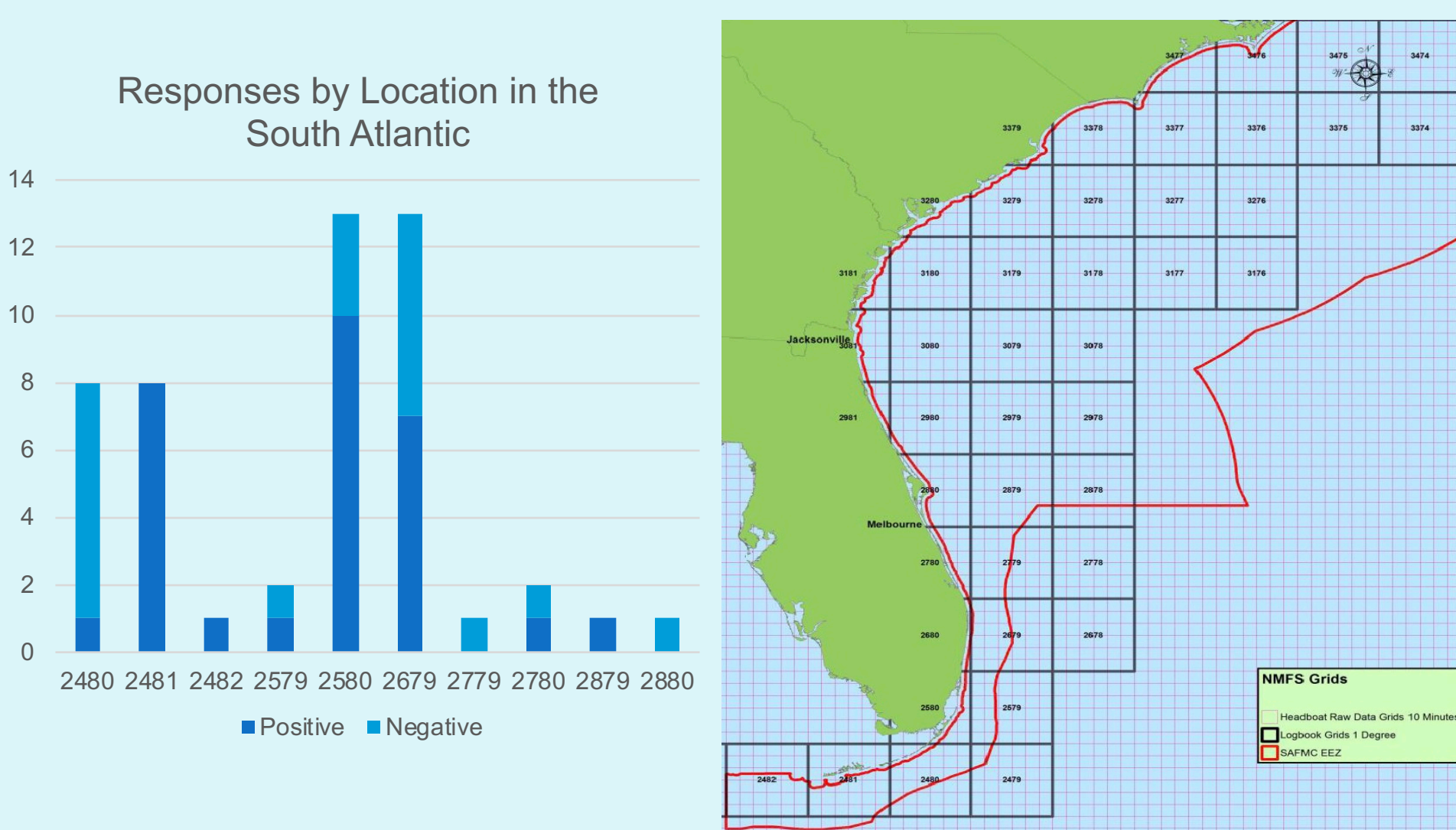


Location: South Atlantic

Responses by Location in the South Atlantic

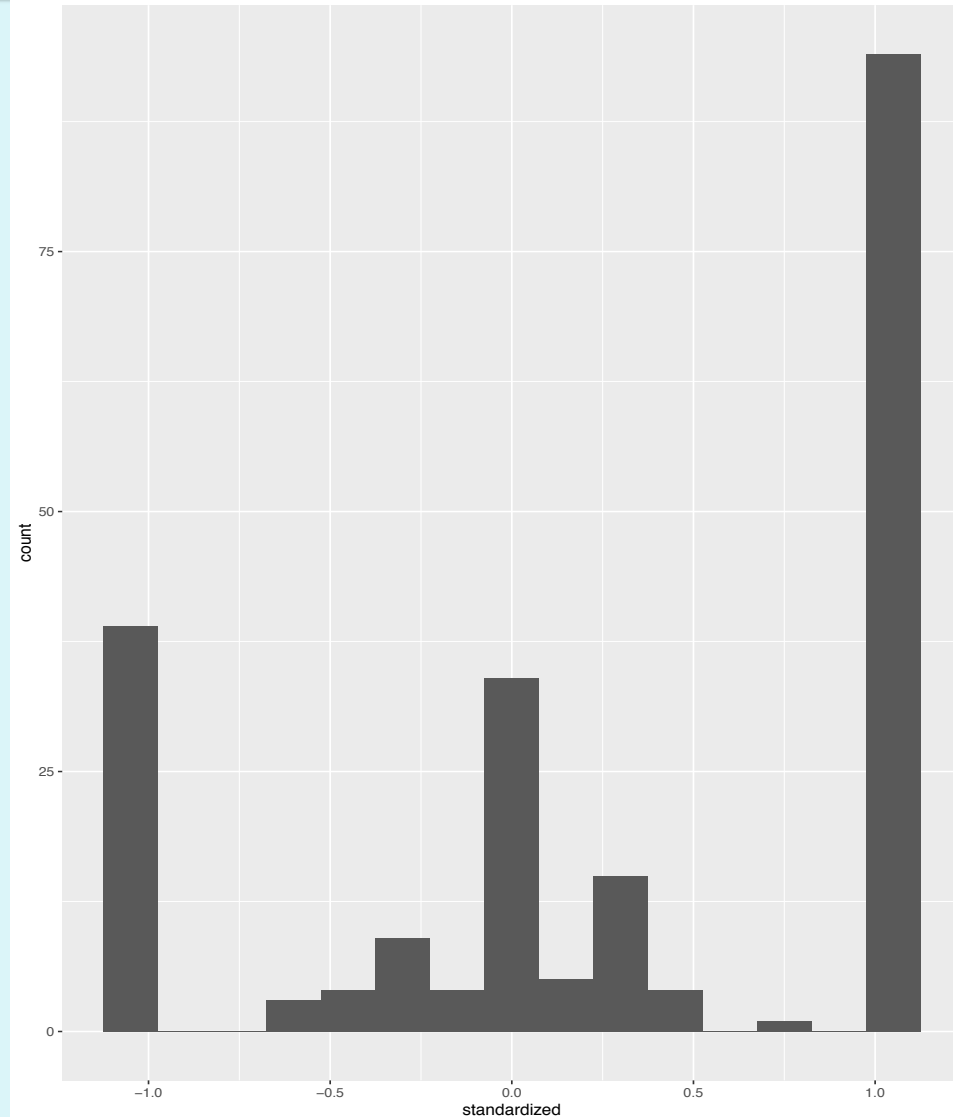
A stacked bar chart titled 'Responses by Location in the South Atlantic'. The y-axis represents the number of responses, ranging from 0 to 14 in increments of 2. The x-axis lists ten locations: 2480, 2481, 2482, 2579, 2580, 2679, 2779, 2780, 2879, and 2880. Each bar is composed of two segments: a dark blue segment at the bottom representing 'Positive' responses and a light blue segment on top representing 'Negative' responses. The total height of each bar represents the total number of responses for that location. The locations 2580 and 2679 have the highest total responses, both at 13. Location 2580 has 10 positive and 3 negative responses, while 2679 has 7 positive and 6 negative responses. Locations 2480 and 2481 each have 8 total responses, with 1 positive and 7 negative responses for 2480, and 8 positive and 0 negative responses for 2481. The other locations have lower total response counts: 2482 (1 positive, 0 negative), 2579 (1 positive, 1 negative), 2779 (0 positive, 1 negative), 2780 (1 positive, 1 negative), 2879 (1 positive, 0 negative), and 2880 (0 positive, 1 negative).

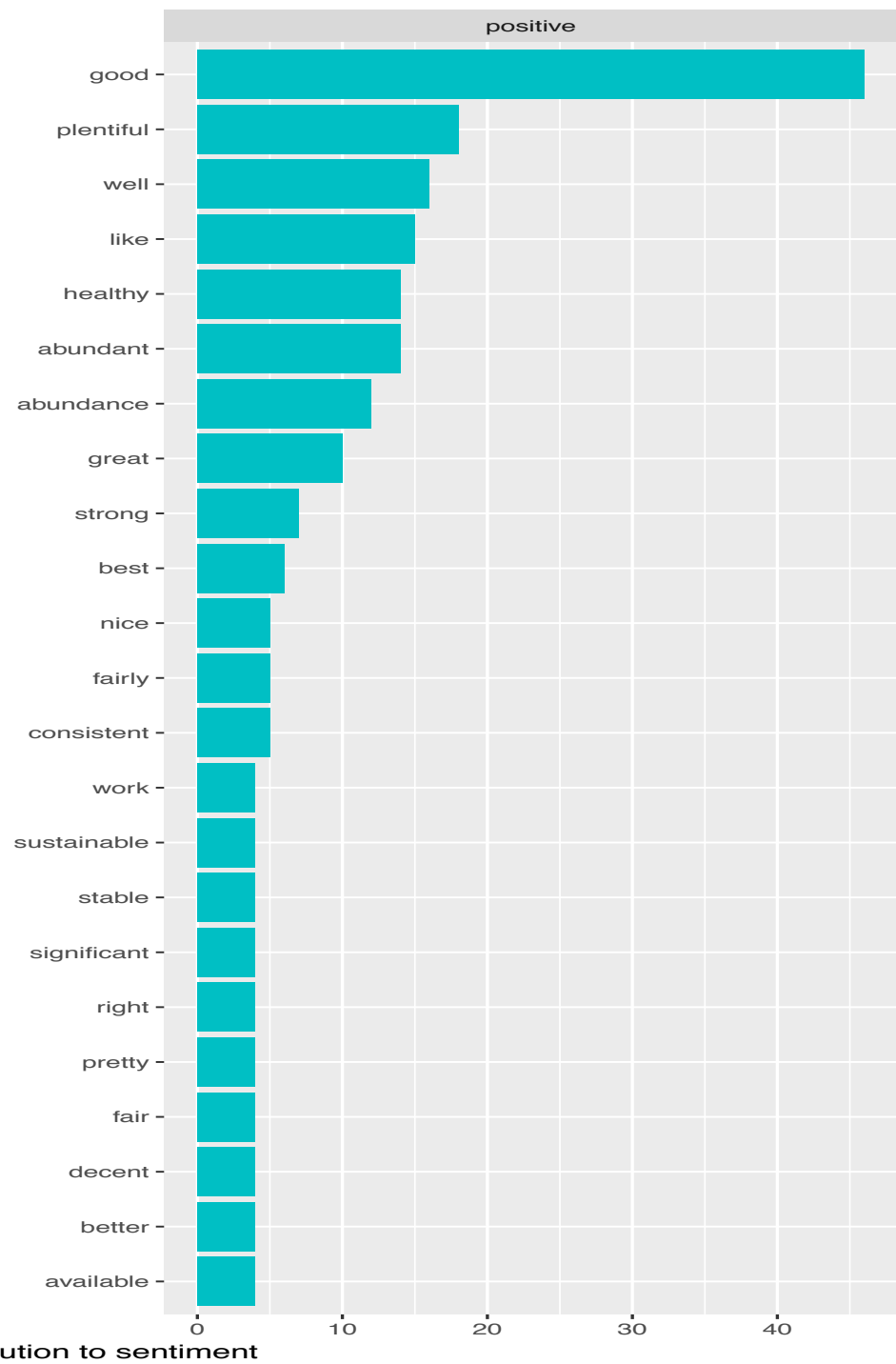
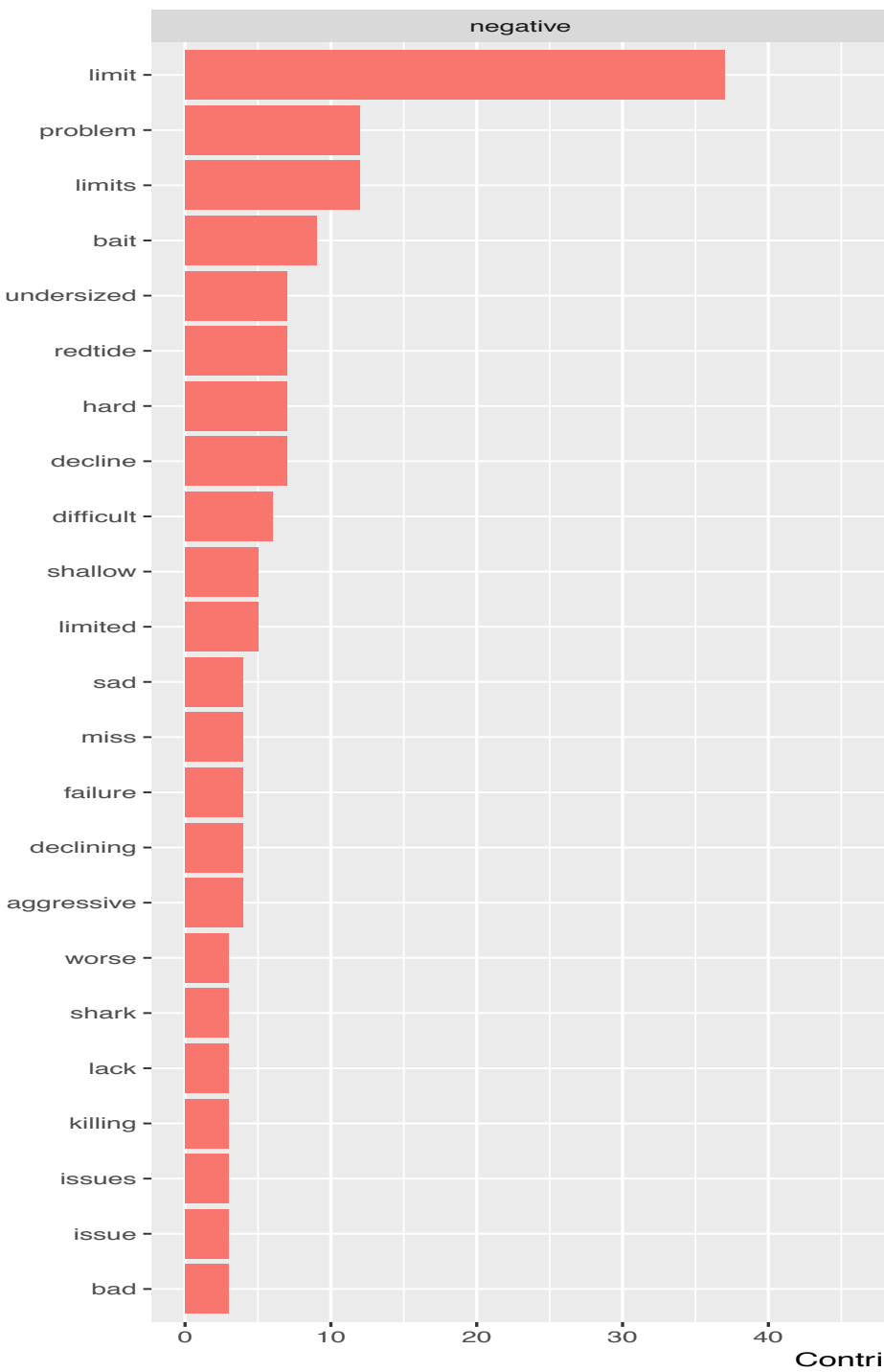
Location	Positive	Negative	Total
2480	1	7	8
2481	8	0	8
2482	1	0	1
2579	1	1	2
2580	10	3	13
2679	7	6	13
2779	0	1	1
2780	1	1	2
2879	1	0	1
2880	0	1	1





Sentiment Analysis

- Use R to examine shareholder responses
 - Compared to existing lexicon libraries
- Comment level and word level







Negation
Sentiments



negative



positive

Cluster Analysis



Emergent Themes

- Most people don't know how to target them.
- No change in numbers or size.
- Only ever caught large yellowtails in AL.
- No small ones.
- Small ones on rigs.
- Further offshore than usual.
- Lots of small ones.
- Large ones deep.
- Over time there seem to be more – expanding their range into the nGoM.
- Not as many as there were.
- Predators (goliath, barracuda, sharks) are a problem for discards in this fishery.
- Fishery seems to be flourishing recently.
- Significant declines in the past few years.
- Abundant but small.
- They're either huge or tiny – not much in between.
- Seen hybrid lane and yellowtail snappers.
- Decrease in the fishery in the upper Keys since Irma.
- Fishing is better since Irma.
- Abundant but the size is decreasing, also hearing bigger but fewer fish.
- Seem to be deeper lately – have to go further out for them.

