

Commercial Fishery Landings of Yellowedge Grouper, Golden Tilefish, and Blueline Tilefish for the Gulf of Mexico

M. Refik Orhun, SEFSC, Miami Laboratory - NOAA Fisheries Service

The commercial fisheries landings for the Gulf of Mexico (and S. Atlantic) regions are compiled using the accumulated landings system (ALS), maintained by the Southeast Fisheries Science Center since 1962. Depending on the species however, the landings data records do often not reach as far back as 1962, and reliable commercial landings for a given, identified species, not unclassified landings of the species group, may not begin until the 1980's or even early 1990's. A good example are the grouper species where or classification or identification was not mandated before 1986, the exceptions are the Goliath and Warsaw grouper, which were classified landings data records go as far back 1962.

Total commercial fishery landings from the Gulf of Mexico by the three species of interest for SEDAR 22, Yellowedge Grouper, Golden tilefish and Blueline tilefish, are shown in table 1 and corresponding figure 1.

Commercial landings of Yellowedge Grouper by gear are shown in table 2 and figure 2. Note that the vertical line landings from 1985-1988 average about 340,000 lbs or 34% of the total landings, and are considerably higher than in the period following, i.e. 1983-1993 when they average about 120,00 lbs and only 15% of the landings. The average vertical line landings for remainder of the landings record from 1994-2009 are about 49,000 lbs and 6% of the total.

Commercial landings of Golden Tilefish by gear are shown in table 3 and figure 3. Note that the vertical line landings in 1981 are about 247,000 lbs or 76% of the total landings, and are considerably higher than in the period following, i.e. 1982-1991 when they average about 97,000 lbs and only 21% of the landings. The average vertical line landings for remainder of the landings record from 1992-2009 are about 49,000 lbs and 2.7% of the total.

Commercial landings of Blueline Tilefish by gear are shown in table 4 and figure 4. Note that the percentage of vertical line landings from 1992 to 2009 is fairly consistent and averages around 15% of the total landings.

Commercial landings of all Deepwater-Grouper Complex species in the ALS database for the Gulf of Mexico states from 1986-2009, including the second-tier capture species of Snowy Grouper, Warsaw grouper, Misty Grouper, Speckled Hind, and Queen Snapper, are shown in Figure 5. Commercial landings of the above mentioned secondary species, except the Misty Grouper by gear for each species are shown in Figures 6-9. Average landings of Misty Grouper were about 1,300 lbs from 1992 to 2009 and the average of the last five years was about 1,200 lbs.

Table 1. Total commercial landings by species from the Gulf of Mexico (grouper in gutted wt).

YEAR	Yellowedge Grouper	Golden Tilefish	Blueline Tilefish
1981		394,127	
1982		338,508	
1983		255,044	
1984	3,357	320,633	
1985	151,164	303,868	
1986	1,106,652	369,091	
1987	1,112,677	621,540	
1988	1,614,161	1,039,640	
1989	661,542	511,464	
1990	847,792	439,518	
1991	771,753	320,305	
1992	1,032,123	215,589	140,075
1993	772,140	284,984	95,212
1994	1,048,480	388,965	140,480
1995	815,921	481,036	88,008
1996	531,456	210,584	64,634
1997	719,915	349,710	194,257
1998	628,973	297,563	116,244
1999	869,384	375,942	85,475
2000	1,072,768	479,437	112,466
2001	752,305	484,426	103,320
2002	758,681	543,548	75,233
2003	1,062,189	403,117	102,110
2004	895,524	467,286	138,495
2005	786,473	588,982	102,077
2006	724,291	315,947	144,873
2007	855,717	318,758	138,837
2008	811,216	348,591	185,366
2009	795,034	410,823	117,599

Table 2. Commercial landings of yellowedge grouper by from the Gulf of Mexico from 1985-2009 (landings are in lbs gutted wt).

YEAR	Vertical Line	Long Line	(%) Vertical Line/Total
1985	48,192	102,972	32%
1986	386,067	720,585	35%
1987	389,033	723,644	35%
1988	538,221	1,074,140	33%
1989	100,850	559,045	15%
1990	138,588	708,770	16%
1991	118,877	649,597	15%
1992	144,078	884,671	14%
1993	104,279	664,764	14%
1994	91,936	955,525	9%
1995	53,846	761,777	7%
1996	40,749	490,612	8%
1997	35,558	683,695	5%
1998	46,697	582,224	7%
1999	64,708	804,276	7%
2000	63,435	1,007,951	6%
2001	37,689	714,551	5%
2002	48,180	710,440	6%
2003	57,874	1,004,271	5%
2004	48,336	847,189	5%
2005	39,384	747,089	5%
2006	37,618	686,270	5%
2007	37,975	817,742	4%
2008	32,905	778,311	4%
2009	62,326	732,708	8%

Table 3. Commercial landings of golden tilefish by gear from the Gulf of Mexico from 1980-2009 (landings are in lbs whole wt).

YEAR	Vertical Line	LongLine	(%) Vertical Line/total
1980	32,752	10,488	76%
1981	247,669	146,458	63%
1982	91,101	247,407	27%
1983	31,355	223,689	12%
1984	26,754	293,334	8%
1985	35,127	266,519	12%
1986	82,019	287,001	22%
1987	155,665	465,495	25%
1988	200,825	838,770	19%
1989	152,329	358,140	30%
1990	126,259	311,938	29%
1991	66,165	253,517	21%
1992	28,174	184,085	13%
1993	22,927	261,560	8%
1994	14,200	374,185	4%
1995	10,361	464,053	2%
1996	4,424	206,160	2%
1997	3,179	346,531	1%
1998	2,971	294,577	1%
1999	10,633	364,455	3%
2000	9,762	469,675	2%
2001	16,328	467,989	3%
2002	11,259	529,680	2%
2003	5,628	394,848	1%
2004	3,698	463,588	1%
2005	8,309	580,673	1%
2006	6,401	309,546	2%
2007	3,116	315,642	1%
2008	463	348,129	0%
2009	1,416	409,406	0%

Table 4. Commercial landings of blueline tilefish by gear from the Gulf of Mexico from 1992-2009 (landings are in lbs whole wt).

YEAR	Vertical Line	Long Line
1992	20,216	119,044
1993	25,684	68,787
1994	31,538	101,299
1995	16,150	71,838
1996	16,149	47,732
1997	18,969	169,432
1998	17,375	98,707
1999	14,673	70,750
2000	7,276	105,089
2001	18,975	83,977
2002	14,155	60,841
2003	10,688	91,347
2004	15,408	123,063
2005	15,140	86,851
2006	15,889	128,945
2007	14,072	124,693
2008	9,546	175,806
2009	12,371	105,220

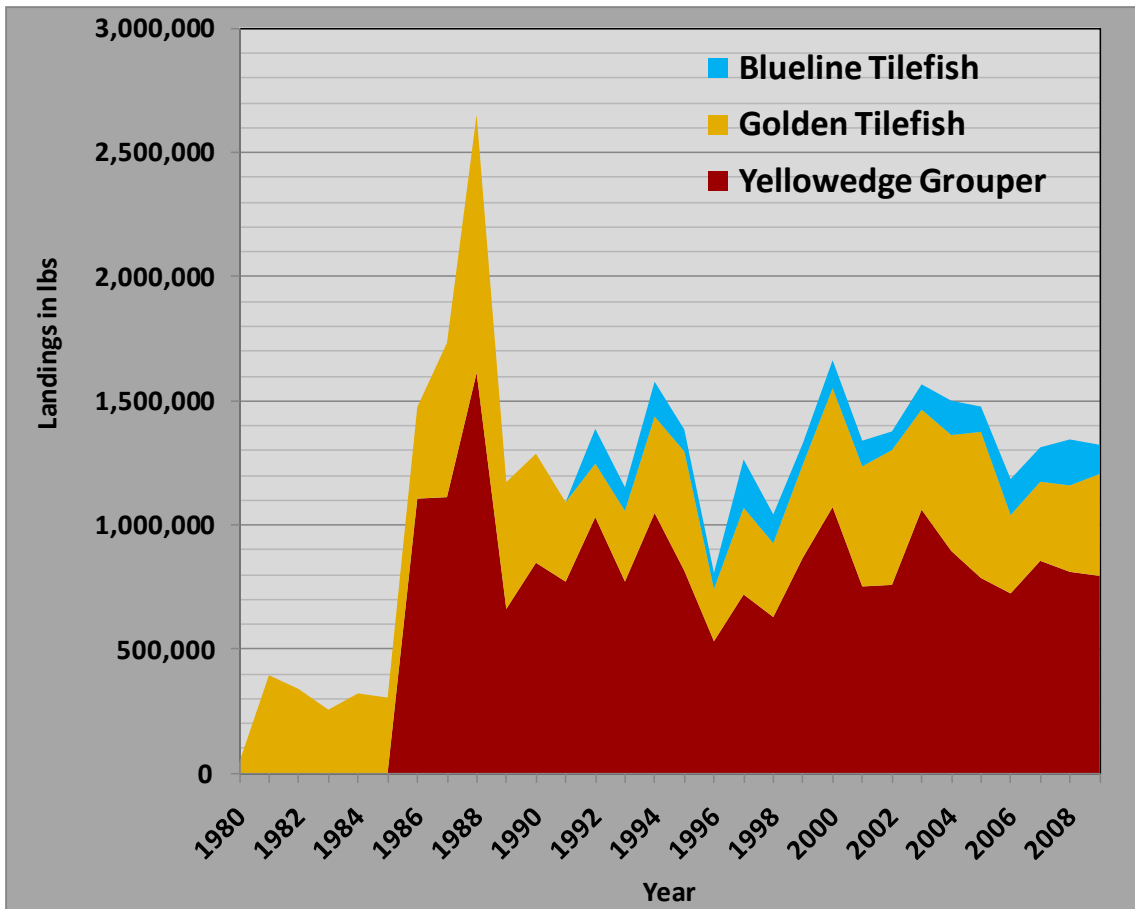


Figure 1. Total commercial landings by species from the Gulf of Mexico (grouper in gutted wt).

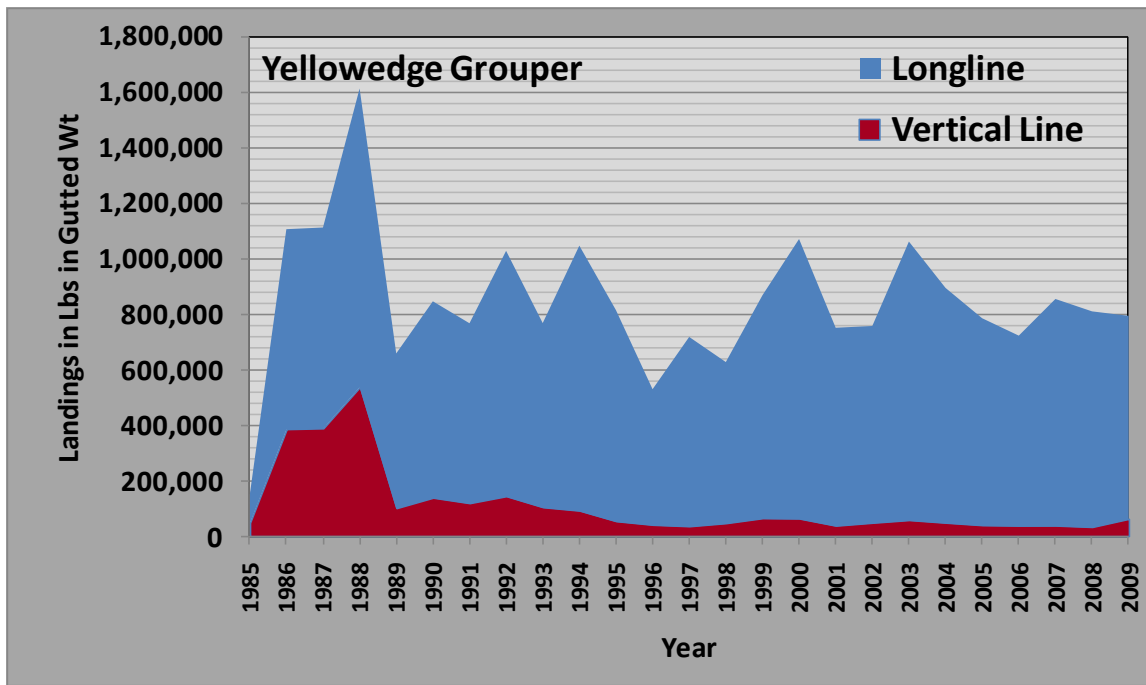


Figure 2: Commercial landings of yellowedge grouper in the Gulf of Mexico by gear 1985-2009.

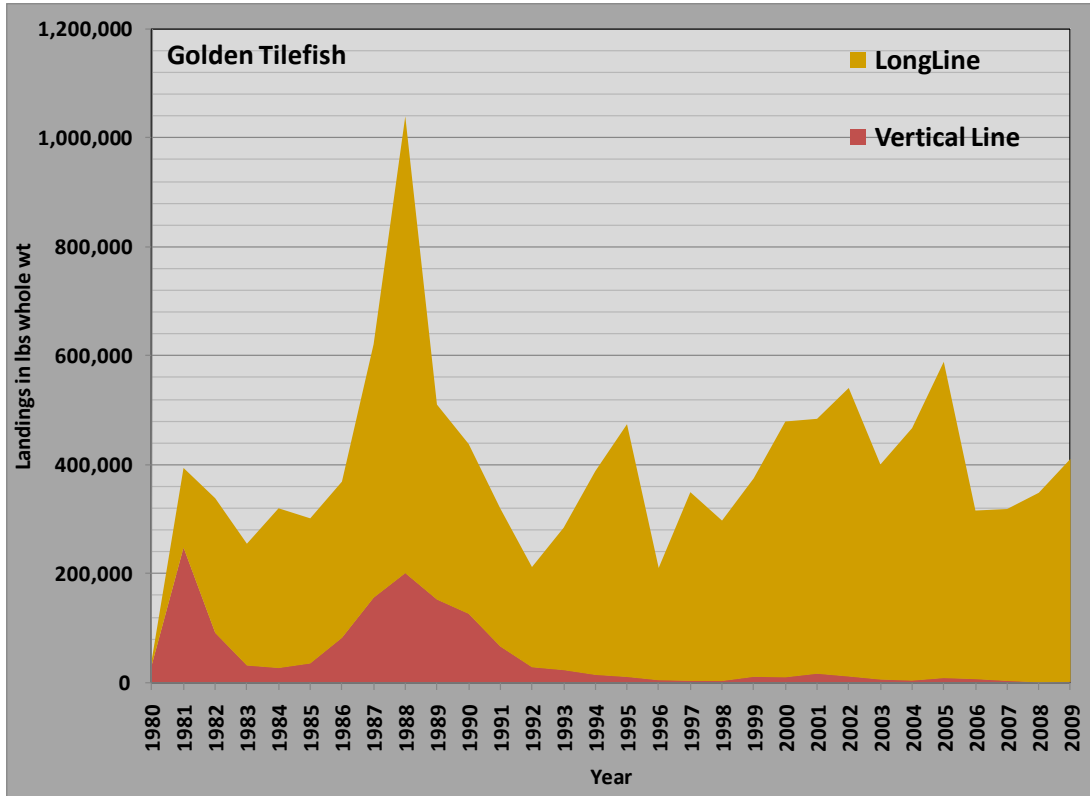


Figure 3: Commercial landings of golden tilefish the Gulf of Mexico by gear 1980-2009.

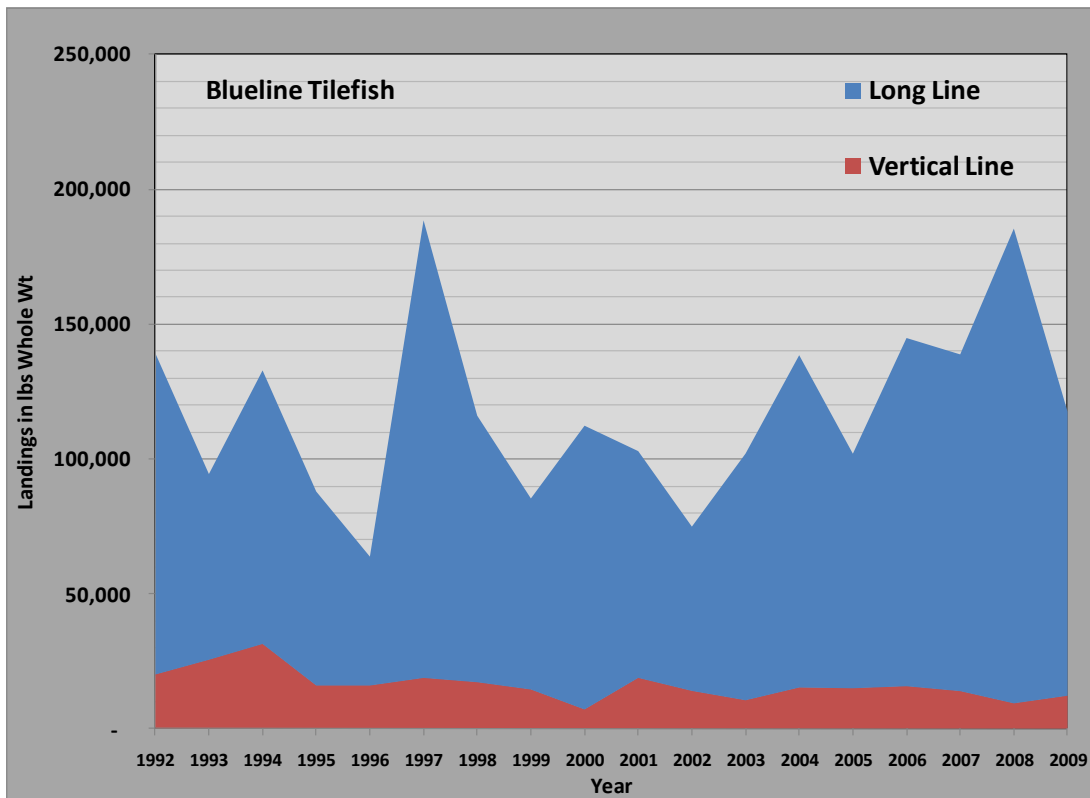


Figure 4: Commercial landings of blueline tilefish the Gulf of Mexico by gear 1991-2009.

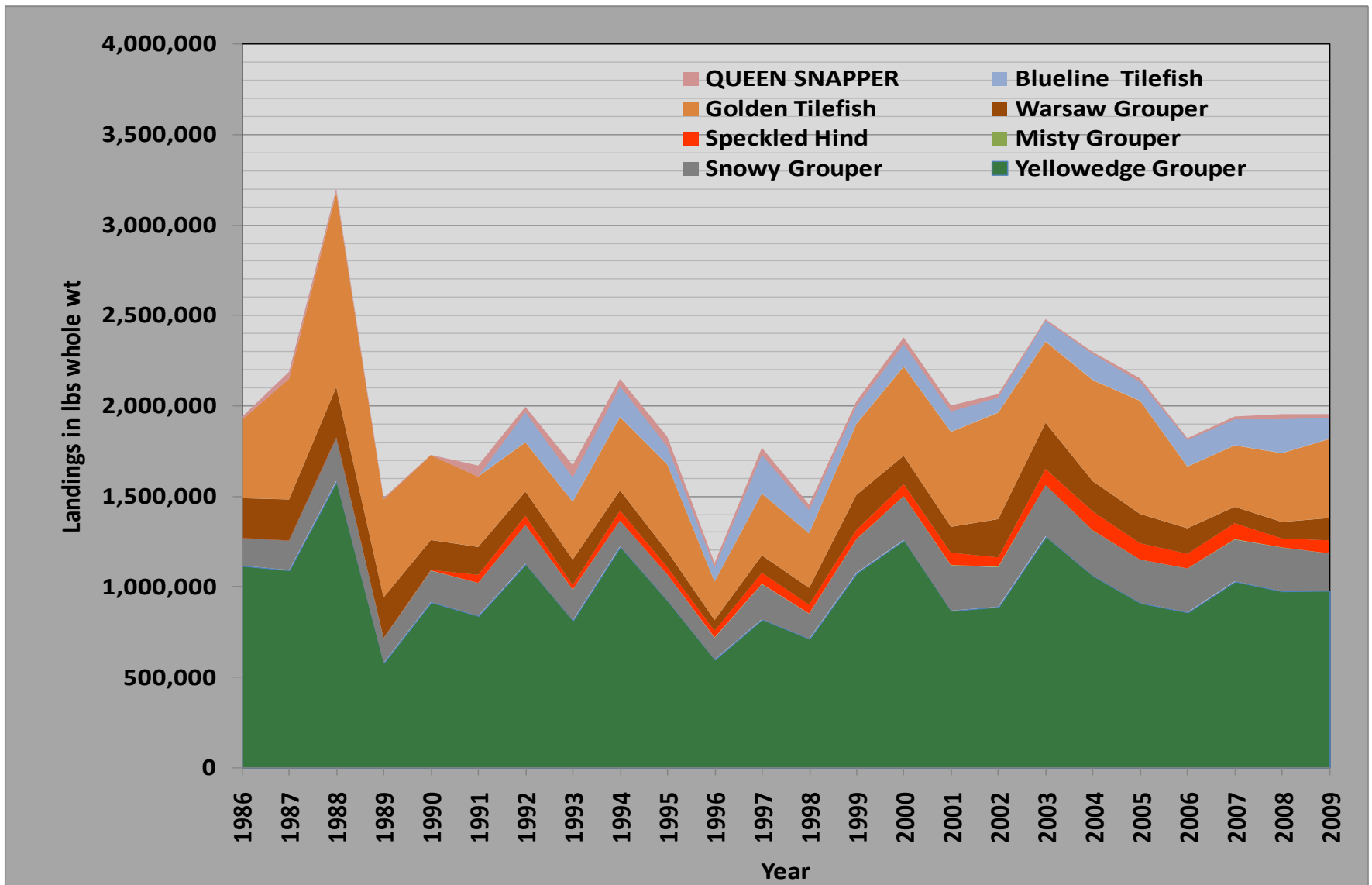


Figure 5. ALS Commercial landings of Deepwater-Grouper Complex species 1986-2009 from the Gulf of Mexico (GOM) states, TX, LA, MS, AL, and wFL combined.

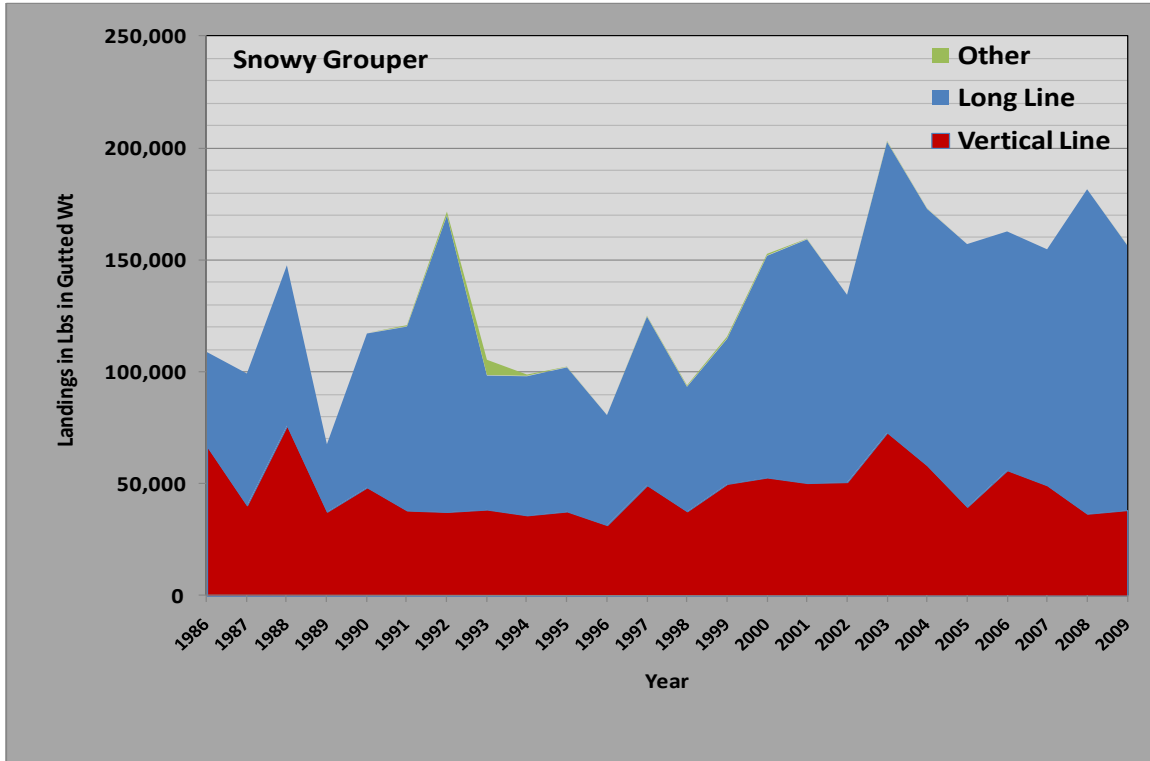


Figure 6. Commercial landings of Snowy Grouper the Gulf of Mexico 1986-2009 by gear.

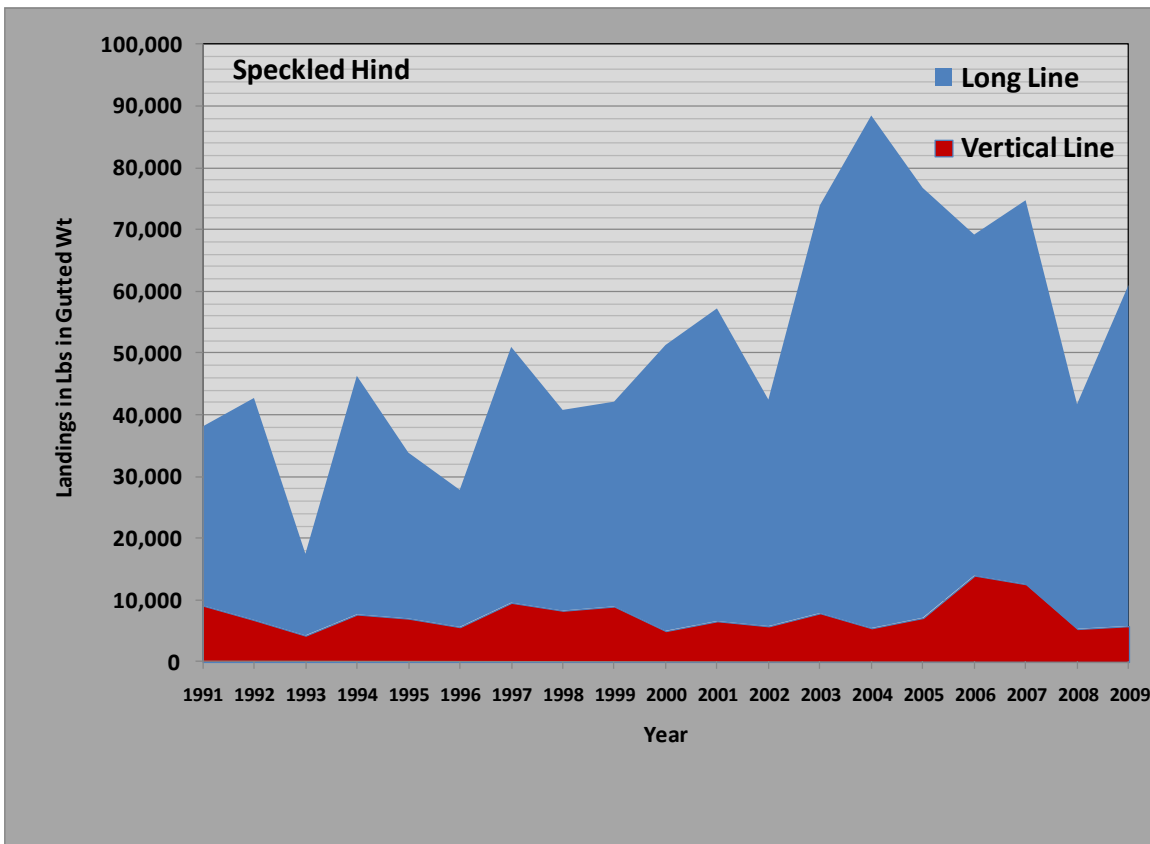


Figure 7. Commercial landings of Speckled Hind the Gulf of Mexico 1986-2009 by gear.

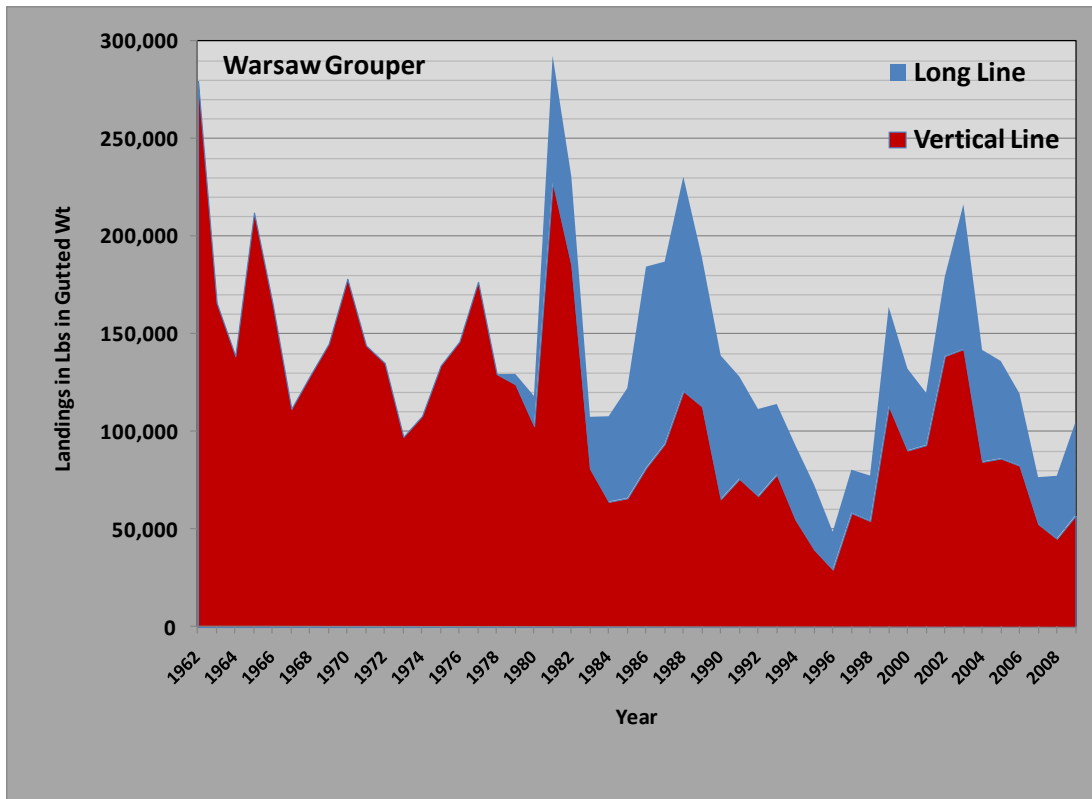


Figure 8. Commercial Landings of Warsaw Grouper the Gulf of Mexico 1962-2009 by gear.

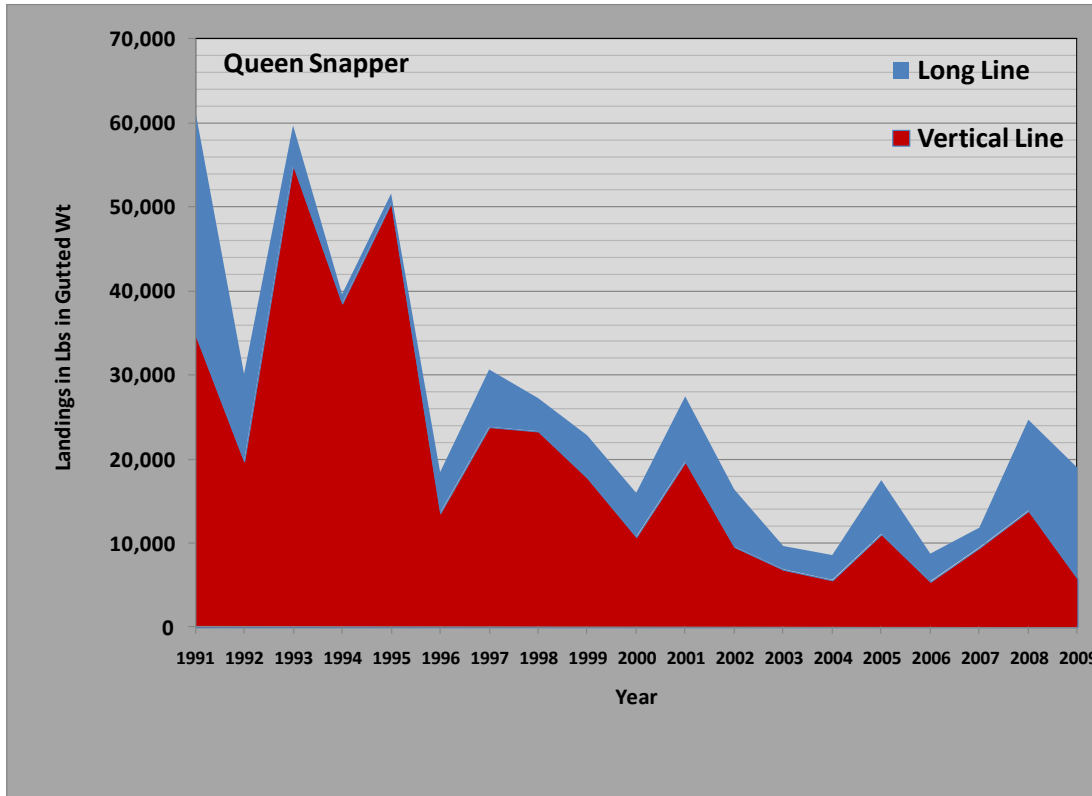


Figure 9. Commercial landings of Queen Snapper the Gulf of Mexico 1986-2009 by gear.